

Programming Design

Operator Overloading

Ling-Chieh Kung

Department of Information Management
National Taiwan University

Outline

- **Motivations and prerequisites**
- Overloading comparison and indexing operators
- Overloading assignment and self-assignment operators
- Overloading addition operators

Recall our MyVector class

```
class MyVector
{
private:
    int n;
    double* m;
public:
    MyVector();
    MyVector(int n, double m[]);
    MyVector(const MyVector& v);
    ~MyVector();
    void print();
};
```

Recall our MyVector class

```
MyVector::MyVector ()
{
    n = 0;
    m = nullptr;
}
MyVector::MyVector(int dim, double v[])
{
    n = dim;
    m = new double[dim];
    for(int i = 0; i < dim; i++)
        m[i] = v[i];
}
MyVector::~MyVector ()
{
    delete [] m;
}
```

```
MyVector::MyVector(const MyVector& v)
{
    n = v.n;
    m = new double[n];
    for(int i = 0; i < n; i++)
        m[i] = v.m[i];
}
void MyVector::print ()
{
    cout << "(";
    for(int i = 0; i < n - 1; i++)
        cout << m[i] << ", ";
    cout << m[n-1] << ")\n";
}
```

Comparing MyVector objects

- When we have many vectors, we may need to **compare** them.
- For vectors u and v :
 - $u = v$ if their dimensions are equal and $u_i = v_i$ for all i .
 - $u < v$ if their dimensions are equal and $u_i < v_i$ for all i .
 - $u \leq v$ if their dimensions are equal and $u_i \leq v_i$ for all i .
- How to add **member functions** that do comparisons?
 - Naturally, they should be **instance** rather than static functions.

Member function `isEqual()`

```
class MyVector
{
private:
    int n;
    double* m;
public:
    MyVector();
    MyVector(int n, double m[]);
    MyVector(const MyVector& v);
    ~MyVector();
    void print();
    bool isEqual(const MyVector& v);
};
```

```
bool MyVector::isEqual(const MyVector& v)
{
    if(n != v.n)
        return false;
    else
    {
        for(int i = 0; i < n; i++)
        {
            if(m[i] != v.m[i])
                return false;
        }
    }
    return true;
}
```

Member function `isEqual()`

```

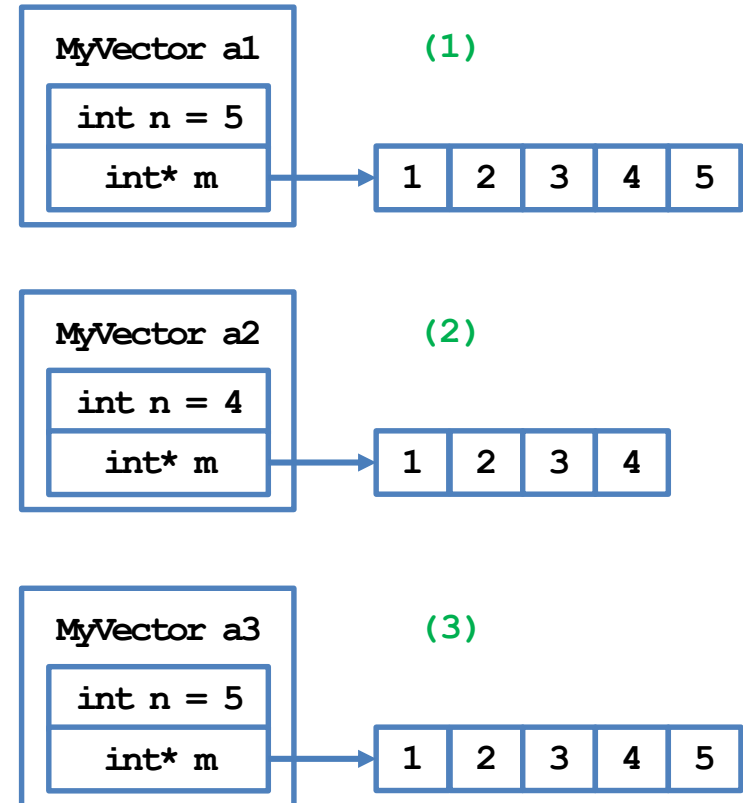
int main()
{
    double d1[5] = {1, 2, 3, 4, 5};
    MyVector a1(5, d1); // (1)

    double d2[4] = {1, 2, 3, 4};
    MyVector a2(4, d2); // (2)
    MyVector a3(a1); // (3)

    cout << a1.isEqual(a2) ? "Y\n" : "N\n"; // N
    cout << a1.isEqual(a3) ? "Y\n" : "N\n"; // Y

    return 0;
}

```



`isEqual ()` is fine, but ...

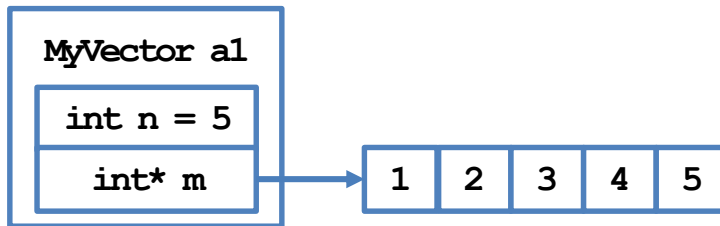
- Adding the instance function `isEqual ()` is fine.
 - But it is not the most intuitive way.
 - If we can write `if (a1 == a2)`, it will be great!
- Of course we cannot:
 - The compiler does not know what to do to this statement.
 - We need to define `==` for `MyVector` just as we define member functions.
- In fact, `==` has been **overloaded** for different data types.
 - We may compare two `ints`, two `doubles`, one `int` and one `double`, etc.
 - We will now define how `==` should compare two `MyVectors`.
- This is **operator overloading**.

Operator overloading

- Most operators (if not all) have been overloaded in the C++ standard.
 - E.g., the division operator `/` has been overloaded.
 - Divisions between integers differ from those between fractional values!
- Overloading operators for self-defined classes are **not required**.
 - Each overloaded operator can be replaced by an instance function.
 - However, it may make programs **clearer** and the class **easier to use**.
- Some **restrictions**:
 - Not all operators can be overloaded (see your textbook).
 - The number of operands for an operator cannot be modified.
 - One cannot create new operators.

this

- When you create an object, it occupies a memory space.



- Inside an instance function, **this** is a **pointer** storing the **address** of that object.
 - **this** is a C++ keyword.

```

class A
{
private:
    int a;
public:
    void f() { cout << this << "\n"; }
    A* g() { return this; }
};

int main()
{
    A obj;
    cout << &obj << "\n"; // 0x9ffe40
    obj.f(); // 0x9ffe40
    cout << (&obj = obj.g()) << "\n"; // 1
    return 0;
}
  
```

this

- The two implementations are identical:

```
void MyVector::print()
{
    cout << "(";
    for(int i = 0; i < n - 1; i++)
        cout << m[i] << ", ";
    cout << m[n - 1] << ") \n";
}
```

```
void MyVector::print()
{
    cout << "(";
    for(int i = 0; i < this->n - 1; i++)
        cout << this->m[i] << ", ";
    cout << this->m[this->n - 1] <<
    ") \n";
}
```

Why using `this`?

- Suppose that `n` is an instance variable.
 - Usually you can use `n` directly instead of `this->n`.
 - However, if you want to have a **local variable** or **function parameter** having the same name as an instance variable, you need `this->`.

```
MyVector::MyVector(int d, int v[])  
{  
    n = d;  
    for(int i = 0; i < n; i++)  
        m[i] = v[i];  
}
```

```
MyVector::MyVector(int n, int m[])  
{  
    this->n = n;  
    for(int i = 0; i < n; i++)  
        this->m[i] = m[i];  
}
```

- A local variable hides the instance variable with the same name.
 - `this->n` is the instance variable and `n` is the local variable.

Good programming style

- You may choose to always use **this**-> when accessing instance variables and functions.
- This will allow other programmers (or yourself in the future) to know they are members without looking at the class definition.
- Some other reasons for using **this** will become clear shortly.

Constant objects

- Some variables are by nature **constants**.

```
const double PI = 3.1416;
```

- We may also have **constant objects**.

```
const MyVector ORIGIN_3D(3, 0);
```

- This is the origin in \mathbf{R}^3 . It should not be modified.
- Should there be any restriction on **instance function invocation**?

Constant objects

- A constant object cannot invoke a function that modifies its instance variables.
 - In C++, functions that may be invoked by a constant object must be declared as a **constant instance function**.
- For a constant instance function:
 - It can be called by non-constant objects.
 - It cannot modify any instance variable.
- For a non-constant instance function:
 - It cannot be called by constant objects even if no instance variable is modified.

```
class MyVector
{
private:
    int n;
    int* m;
public:
    MyVector();
    MyVector(int dim, int v[]);
    MyVector(const MyVector& v);
    ~MyVector();
    void print() const;
};
```

Constant instance variables

- We may have **constant instance variables**.
 - E.g., for a vector, its dimension should be fixed once it is determined.
- Obviously, a constant instance variable should be initialized in the constructor(s).
 - However:
- A constant instance variable cannot be assigned a value (locally or globally).

```
MyVector::MyVector ()  
{  
    n = 0; // error!  
    m = nullptr;  
}
```

```
class MyVector  
{  
private:  
    const int n;  
    int* m;  
public:  
    MyVector ();  
    MyVector(int dim, int v[]);  
    MyVector(const MyVector& v);  
    ~MyVector ();  
    int getN() const;  
    int getM() const;  
    void print() const;  
};
```


Member initializers

- We need a **member initializer**.
 - A specific operation for initializing an instance variable.
 - Can also be used for initializing non-constant instance variables.
- Member initializers are used a lot in general.

```
MyVector::MyVector() : n(0)
{
    m = nullptr;
}
MyVector:: MyVector(int dim, int v[]) : n(dim)
{
    for(int i = 0; i < n; i++)
        m[i] = v[i];
}
MyVector:: MyVector(const MyVector& v) : n(v.n)
{
    m = new double[n];
    for(int i = 0; i < n; i++)
        m[i] = v.m[i];
}
```

Outline

- Motivations and prerequisites
- **Overloading comparison and indexing operators**
- Overloading assignment and self-assignment operators
- Overloading addition operators

Overloading an operator

- An operator is overloaded by “implementing a **special instance function**”.
 - It cannot be implemented as a static function.
- Let op be the operator to be overloaded, the “special instance function” is always named

`operatorop`

- The keyword **operator** is used for overloading operators.
- Let's overload `==` for **MyVector**.

Overloading ==

- Recall that we defined `isEqual()`:

```
class MyVector
{
private:
    int n;
    double* m;
public:
    // others
    bool isEqual
        (const MyVector& v) const;
};
```

```
bool MyVector::isEqual
    (const MyVector& v) const
{
    if(this->n != v.n)
        return false;
    else {
        for(int i = 0; i < n; i++) {
            if(this->m[i] != v.m[i])
                return false;
        }
    }
    return true;
}
```

Overloading ==

- To overload ==, simply do this:

```
class MyVector
{
private:
    int n;
    double* m;
public:
    // others
    bool operator==
        (const MyVector& v) const;
};
```

```
bool MyVector::operator==
    (const MyVector& v) const
{
    if(this->n != v.n)
        return false;
    else {
        for(int i = 0; i < n; i++) {
            if(this->m[i] != v.m[i])
                return false;
        }
    }
    return true;
}
```

Invoking overloaded operators

- We are indeed implementing instance functions with special names.
- Regarding **invoking** these instance functions:

```
int main() // without overloading
{
    double d1[5] = {1, 2, 3, 4, 5};
    const MyVector a1(5, d1);

    double d2[4] = {1, 2, 3, 4};
    const MyVector a2(4, d2);
    const MyVector a3(a1);

    cout << a1.isEqual(a2) ? "Y\n" : "N\n";
    cout << a1.isEqual(a3) ? "Y\n" : "N\n";

    return 0;
}
```

```
int main() // with overloading
{
    double d1[5] = {1, 2, 3, 4, 5};
    const MyVector a1(5, d1);

    double d2[4] = {1, 2, 3, 4};
    const MyVector a2(4, d2);
    const MyVector a3(a1);

    cout << a1 == a2 ? "Y\n" : "N\n";
    cout << a1 == a3 ? "Y\n" : "N\n";

    return 0;
}
```

Invoking overloaded operators

- Interestingly, we may also do:

```
int main() // with overloading
{
    double d1[5] = {1, 2, 3, 4, 5};
    const MyVector a1(5, d1);

    double d2[4] = {1, 2, 3, 4};
    const MyVector a2(4, d2);
    const MyVector a3(a1);

    cout << a1.operator==(a2) ? "Y\n" : "N\n";
    cout << a1.operator==(a3) ? "Y\n" : "N\n";

    return 0;
}
```

Overloading <

- Let's overload <:

```
class MyVector
{
private:
    int n;
    double* m;
public:
    bool operator==
        (const MyVector& v) const;
    bool operator<
        (const MyVector& v) const;
};
```

```
bool MyVector::operator<
    (const MyVector& v) const
{
    if(this->n != v.n)
        return false;
    else {
        for(int i = 0; i < n; i++) {
            if(this->m[i] >= v.m[i])
                return false;
        }
    }
    return true;
}
```


Overloading !=

- To overload !=, let's utilize the overloaded ==:

```
class MyVector
{
    // ...
    bool operator==
        (const MyVector& v) const;
    bool operator!=
        (const MyVector& v) const;
};
```

```
bool MyVector::operator!=
    (const MyVector& v) const
{
    if(*this == v)
        return false;
    else
        return true;
    // or return !(*this == v);
}
```

- How would you overload >=?

Parameters for overloaded operators

- The **number of parameters** is **restricted** for overloaded operators.
 - The **types of parameters** are not restricted.
 - The **return type** is not restricted.
- **What is done** is not restricted.
 - Always avoid unintuitive implementations!

```
class MyVector
{
    // ...
    bool operator==(const MyVector& v) const;
    bool operator==(MyVector v) const;
    bool operator==(int i, int j); // error
};
```

```
class MyVector
{
    // ...
    void operator==(int i) const
    {
        cout << "... \n";
    } // no error but never do this!
};
```

Overloading the indexing operator

- Another natural operation that is common for vectors is indexing.
 - Given vector v , we want to know/modify the element v_i .
- For C++ arrays, we use the indexing operator `[]`.
- May we overload `[]` for **MyVector**? Yes!

```
int main()
{
    double d1[5] = {1, 2, 3, 4, 5};
    const MyVector a1(5, d1);
    cout << a1[3] << endl; // endl is a newline object
    a1[1] = 4;

    return 0;
}
```

Overloading the indexing operator

- Let's overload []:

```
class MyVector
{
    // ...
    double operator[] (int i) const;
};
```

```
double MyVector::operator[] (int i) const
{
    if (i < 0 || i >= n)
        exit(1); // terminate the program!
                // required <cstdlib>
    return m[i];
}
```

- **exit(1)** terminates the program by sending 1 to the operating system.
- **return 0** in the main function terminates the program by sending 0.
- 0: Normal termination. Other numbers: different errors.

More are needed for []

- Compiling the program with the main function below results in an error!

```
int main()
{
    double d1[5] = {1, 2, 3, 4, 5};
    MyVector a1(5, d1); // non-const
    cout << a1[3] << endl; // good
    a1[1] = 4; // error!
    return 0;
}
```

- Error: **a1[1]** is just a **literal**, not a variable.
 - A literal cannot be put at the LHS in an assignment operation!
 - Just like **3 = 5** results in an error.

Another overloaded []

- Let's overload [] into another version:

```
class MyVector
{
    // ...
    double operator[](int i) const;
    double& operator[](int i);
};
```

- The second implementation returns a **reference** of a member variable.

- Modifying that reference modifies the variable.

```
double MyVector::operator[](int i) const
{
    if(i < 0 || i >= n)
        exit(1);
    return m[i];
}

double& MyVector::operator[](int i)
{
    if(i < 0 || i >= n) // same
        exit(1);       // implementation!
    return m[i];
}
```

Two different []

- Now the program runs successfully!

```
int main()
{
    double d1[5] = {1, 2, 3, 4, 5};
    MyVector a1(5, d1);
    cout << a1[1] << endl; // 2
    a1[1] = 4; // good
    cout << a1[1] << endl; // 4

    return 0;
}
```

```
double MyVector::operator[] (int i) const
{
    if(i < 0 || i >= n)
        exit(1);
    return m[i];
}
double& MyVector::operator[] (int i)
{
    if(i < 0 || i >= n)
        exit(1);
    return m[i];
}
```

- There is one last question:
 - Which [] is invoked?

Invoking the two []

- The **const** after the function prototype is the key.

```
class MyVector
{
    // ...
    double operator[] (int i) const;
    double& operator[] (int i);
};
```

- If there are both a constant and a non-constant version:
 - A constant function is invoked by a constant object.
 - A non-constant function is invoked by a non-constant object.
- If there is only a non-constant instance function:
 - A constant object cannot invoke it.

Outline

- Motivations and prerequisites
- Overloading comparison and indexing operators
- **Overloading assignment and self-assignment operators**
- Overloading addition operators

Operations that modify the object

- Some operations do not modify the calling object.
 - E.g., comparisons and indexing.
- Some operations modify the calling object.
 - E.g., assignments and self-assignments.
 - Let's overload the assignment operator = first.
- What do we expect?

```
int main()
{
    double d1[3] = {1, 2, 3};
    double d2[4] = {1, 2, 3, 4};
    MyVector a1(3, d1);
    MyVector a2(4, d2);

    a2.print();
    a2 = a1; // assignment
    a2.print();

    return 0;
}
```

Default assignment operator

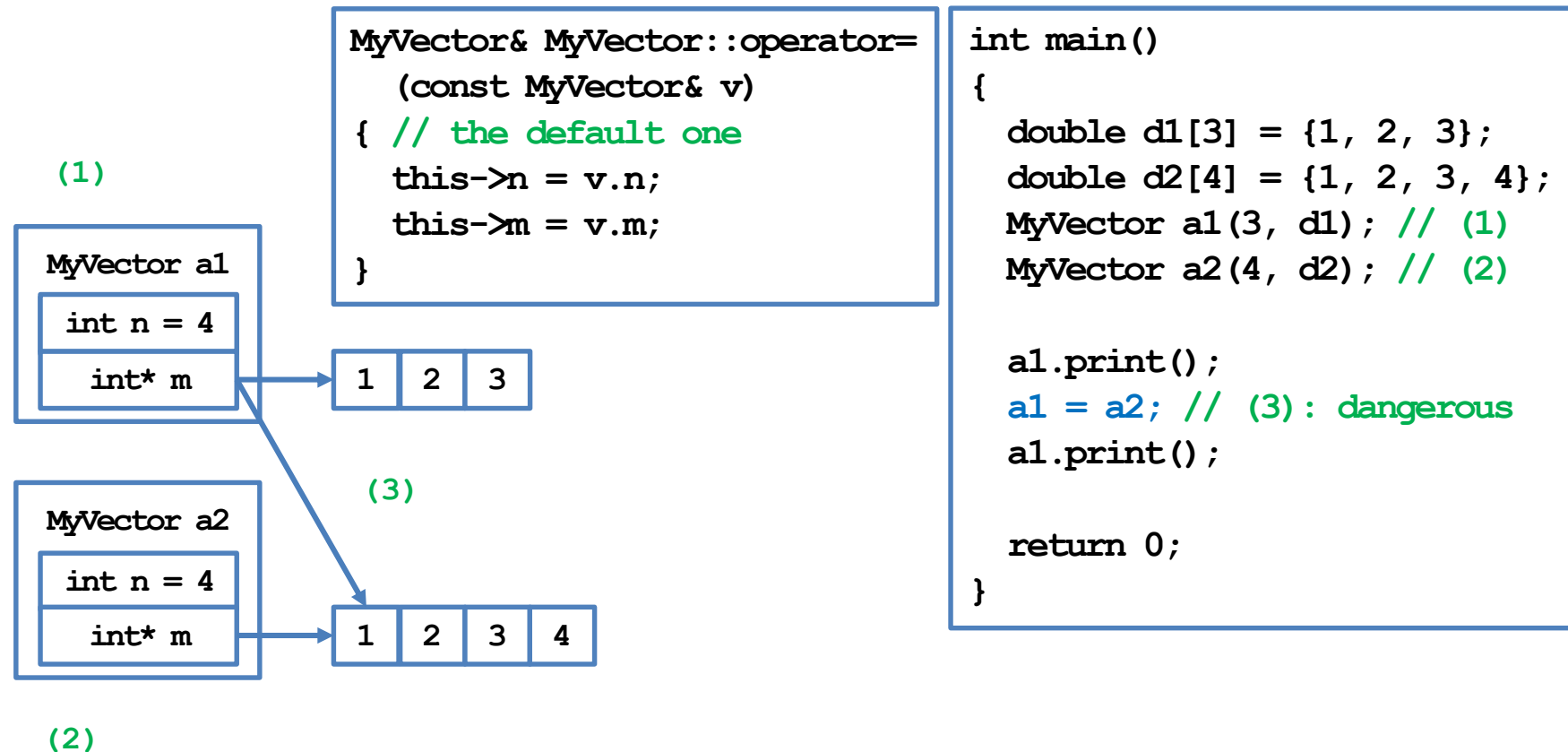
- In fact, the assignment operator has been overloaded!
 - The compiler adds a **default assignment operator** into each class.
 - It simply **copies each instance variable** to its corresponding one.
 - Just like the default copy constructor.
- What's wrong if we use the default assignment operator?

```
int main()
{
    double d1[3] = {1, 2, 3};
    double d2[4] = {1, 2, 3, 4};
    MyVector a1(3, d1);
    MyVector a2(4, d2);

    a2.print();
    a2 = a1; // dangerous
    a2.print();

    return 0;
}
```

Default assignment operator



Overloading the assignment operator

- Just like the copy constructor, the assignment operator should be manually overloaded when there are pointers in a class.
- Our first implementation:

```
class MyVector
{
    // ...
    void operator=(const MyVector& v);
};
```

- If one execute **a1 = a1**, we need to copy all elements while it is not needed. How to save time?

```
void MyVector::operator=(const MyVector& v)
{
    if(this->n != v.n)
    {
        delete [] this->m;
        this->n = v.n;
        this->m = new double[this->n];
    }
    for(int i = 0; i < n; i++)
        this->m[i] = v.m[i];
}
```

Overloading the assignment operator

- Our second implementation:

```
class MyVector
{
    // ...
    void operator=(const MyVector& v) ;
};
```

- This does not allow one to do **a1 = a2 = a3**. How to make this possible?

```
void MyVector::operator=(const MyVector& v)
{
    if(this != &v)
    {
        if(this->n != v.n)
        {
            delete [] this->m;
            this->n = v.n;
            this->m = new double[this->n];
        }
        for(int i = 0; i < n; i++)
            this->m[i] = v.m[i];
    }
}
```

Overloading the assignment operator

- Our third implementation:

```
class MyVector
{
    // ...
    MyVector& operator=
        (const MyVector& v);
};
```

- If we want to prevent $(a1 = a2) = a3$, we may instead return `const MyVector&`.

```
MyVector& MyVector::operator=
    (const MyVector& v)
{
    if(this != &v)
    {
        if(this->n != v.n)
        {
            delete [] this->m;
            this->n = v.n;
            this->m = new double[this->n];
        }
        for(int i = 0; i < n; i++)
            this->m[i] = v.m[i];
    }
    return *this;
}
```

Preventing assignments and copying

- In some cases, we **disallow** assignments between objects of a certain class.
 - To do so, overload the assignment operator as a **private** member.
- In some cases, we disallow creating an object by **copying** another object.
 - To do so, implement the copy constructor as a **private** member.
- The copy constructor, assignment operator, and destructor form a group.
 - If there is no pointer, **none** of them is needed.
 - If there is a pointer, **all** of them are needed.

Self-assignment operators

- For vectors, it is often to do arithmetic and assignments.
 - Given vectors u and v of the same dimension, the operation $u += v$ makes u_i become $u_i + v_i$ for all i .
- Let's overload `+=`:
- Why returning `const MyVector&`?
 - Returning `MyVector&` allows `(a1 += a3) [i]`.
 - Returning `const MyVector&` disallows `(a1 += a3) = a2`.

```
class MyVector
{
    // ...
    const MyVector& operator+=
        (const MyVector& v) ;
};
const MyVector& MyVector::operator+=
    (const MyVector& v)
{
    if (this->n == v.n)
    {
        for (int i = 0; i < n; i++)
            this->m[i] += v.m[i];
    }
    return *this;
}
```

Outline

- Motivations and prerequisites
- Overloading comparison and indexing operators
- Overloading assignment and self-assignment operators
- **Overloading addition operators**

Arithmetic operators

- Overloading an arithmetic operator is not hard.
- Consider the addition operator `+` as an example.
 - Take `const MyVector&` as a parameter.
 - Add each pair of elements one by one.
 - Do not modify the calling and parameter objects.
 - Return `const MyVector` to allow `a1 + a2 + a3` but disallow `(a1 + a2) = a3`.

Overloading the addition operator

- Let's try to do it.

```
class MyVector
{
    // ...
    const MyVector operator+(const MyVector& v);
};
const MyVector MyVector::operator+(const MyVector& v)
{
    MyVector sum(*this); // creating a local variable
    sum += v; // using the overloaded +=
    return sum;
}
```

- Why not returning `const MyVector&`?
 - Hint: What will happen to `sum` after the function call is finished?

Overloading the addition operator

- We may overload it for another parameter type:

```
int main()
{
    double d1[5] = {1, 2, 3};
    MyVector a1(3, d1);
    MyVector a2(3, d1);

    a1 = a1 + a2; // good
    a1.print();
    a1 = a2 + 4.2; // good
    a1.print();

    return 0;
}
```

```
class MyVector
{
    // ...
    const MyVector operator+(double d);
};

const MyVector MyVector::operator+(double d)
{
    MyVector sum(*this);
    for(int i = 0; i < n; i++)
        sum[i] += d;
    return sum;
}
```

Instance function vs. global function

- One last issue: addition is **commutative**, but the program below does not run!

```
int main()
{
    double d1[5] = {1, 2, 3, 4, 5};
    MyVector a1(5, d1);
    a1 = 4.2 + a1; // bad!
    a1.print();

    return 0;
}
```

- We cannot let a double variable invoke our “instance function **operator+**”.
- We should overload **+** as a **global function**.

A global-function version

- To overload `+` as global functions, we need to handle the three combinations:

```
const MyVector operator+
  (const MyVector& v, double d)
{ // need to be a friend of MyVector
  MyVector sum(v);
  for(int i = 0; i < v.n; i++)
    sum[i] += d; // pairwise addition
  return sum;
}
const MyVector operator+
  (double d, const MyVector& v)
{
  return v + d; // using the previous definition
}
```

```
const MyVector operator+
  (const MyVector& v1,
   const MyVector& v2)
{
  MyVector sum(v1);
  sum += v2; // using +=
  return sum;
}
```

A global-function version

- Now all kinds of addition may be performed:

```
int main()
{
    double d1[5] = {1, 2, 3, 4, 5};
    MyVector a1(5, d1);
    MyVector a3(a1);

    a3 = 3 + a1 + 4 + a3;
    a3.print();

    return 0;
}
```

- Each operator needs a separate consideration.